



ASTRAL[®]
PIPES

CELEBRATING
25 YEARS
OF TRUST &
INNOVATION



**CHANNEL
PRO**

**Polypropylene Surface
Drainage Channels**



Introducing Astral Channel Pro, our advanced surface drainage channels precisely crafted from premium polypropylene. Engineered with precision, these channels seamlessly integrate into diverse environments, offering superior drainage performance for a multitude of applications. Our comprehensive range is designed to drain surface water efficiently, providing a versatile solution ideal for residential, commercial, sports fields, and heavy industrial areas. With a variety of grating options tailored to different load capacities, Astral Channel Pro ensures optimal performance and durability while conforming to European quality standards. Whether facing pedestrian traffic in residential zones, vehicular loads in commercial spaces, or the demanding conditions of heavy industrial environments, our range excels in delivering efficient surface drainage while maintaining structural integrity.

PRODUCT FEATURES:

- UV resistance
- Lower Manning coefficient
- Prevents flooding and water damage in surrounding area
- Easy to install and maintain
- Long service life
- Wide range for various applications
- Improves safety by keeping walkways and driveways dry
- Strong and durable

GRATING TYPE:

LOAD BEARING STRENGTH IDEAL FOR

A (15 kN) 

B (125 kN) 

C (250 kN) 


D (400 kN) 

E (600 kN) 

CHANNEL LENGTH: 1000MM

GRATING LENGTH: 500MM

All channels are available with Grating, End Cap and End Cap with Outlet



PRODUCT RANGE (LXWXH)

- 1000X160X75mm
- 1000X160X95mm
- 1000X160X150mm
- 1000X160X200mm
- 1000X210X200mm
- 1000X260X150mm
- 1000X260X250mm
- 1000X360X360mm

APPLICATIONS OF CHANNEL PRO

Drainage of paved surfaces

- Roads and highways
- Parking lots and driveways
- Sidewalks and walkways
- Patios, decks, and balconies

Drainage of landscaped areas


- Around buildings
- Planting beds and gardens
- Sports fields and playgrounds
- Around swimming pools & other water features

Drainage of industrial and commercial areas

- Warehouses and factories
- Loading docks and ramps
- Parking garages
- Rooftops


Other applications

- Around fountains and other water features
- In parks and gardens

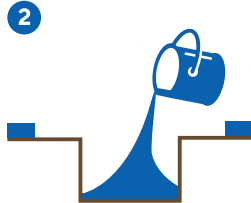


ASTRAL CHANNEL PRO INSTALLATION

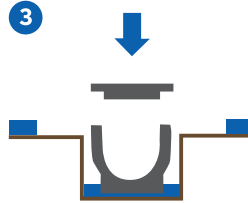
Selecting the right Astral Channel Pro for your project depends on a variety of factors, and it's crucial to consider each carefully to ensure optimal performance and longevity. Identify the volume of water you need to drain based on surface area, geographical situations and average rainfall data. Also, Consider the load and frequency of traffic that will be crossing the channel, this influences the selection of material and load-bearing capacity of Astral Channel Pro needed.



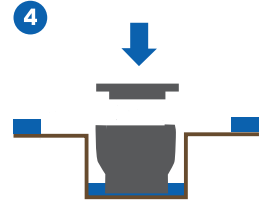
Prepare the trench



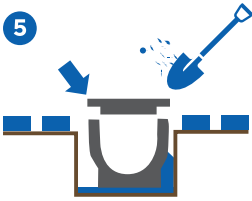
Pour concrete at base



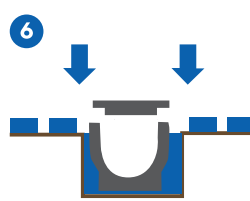
Install the channel



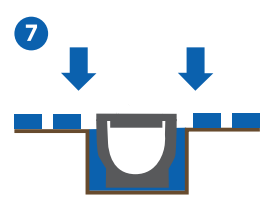
Install the grate



Backfill the trench



Cover the surrounding area with suitable material



Installation Completed

Note: Installation of Astral Channel Pro varies based on the application and load-bearing capacity, above mentioned steps serve as general reference only. For specific civil and technical guidance, please contact Astral Technical Team.



CIN NO: L25200GJ1996PLC029134

Registered & Corporate Office: Astral Limited

207/1, 'Astral House', B/h Rajpath Club, Off S. G. Highway, Ahmedabad - 380059.

Ph: +91-79 6621 2000 | Fax: +91-79 6621 2121 | E-mail: info@astralltd.com | Website: www.astralltd.com

For Export Inquiries: export@astralltd.com



ASTRAL TOLL FREE
1800 233 7957

Please get in touch with us between 10 AM to 6 PM between Monday to Friday and the last Saturday of the month. We will remain closed on Public Holidays.

ACP/LT/001
REV: 04/2024
SC: PRO7000146