

Name of the Company : ASTRAL POLY TECHNIK LTD RS1


Script Code, Name of the scrip, class of security :

Quarter ended : 31/12/2014

Partly paid-up shares :-	No. of partly paid-up shares	As a % of total no. of partly paid-up shares	As a % of total no. of shares of the company
Held by promoter/ promoter group		0.00	0.00
Held by public		0.00	0.00
Total	0	0.00	0.00
Outstanding convertible securities	No. of outstanding securities	As a % of total no. of outstanding convertible securities	As a % of total no. of shares of the company, assuming full conversion of the convertible securities
Held by promoter/ promoter group		0.00	0.00
Held by public		0.00	0.00
Total	0	0.00	0.00
Warrants	No. of Warrants	As a % of total no. of Warrants	As a % of total no. of shares of the company, assuming full conversion of warrants
Held by promoter/ promoter group	0	0.00	0.00
Held by public	0	0.00	0.00
Total	0	0.00	0.00
Total paid-up capital of the company, assuming full conversion of warrants convertible securities Total (A+B+C)+ D+E+F)	118365079		100.00

**Certified True Copy
For, Astral Poly Technik Limited**


Company Secretary




Statement Showing Shareholding Pattern

Table (I)(a)

Category Code	Category of Shareholder	Number of Shareholders	Total Number Of Shares	Number of Shares held in Dematerialised form	Total Shareholding as a percentage of total number of shares		Shares Pledged or otherwise encumbered	
					As a Percentage of (A+B)	As a Percentage of (A+B+C)	Number of shares	As a percentage
(I)	(II)	(III)	(IV)	(V)	(VI)	(VII)	(VIII)	(IX)= (VIII)/(IV) *100
(A) Shareholding of Promoter and Promoter Group2								
1. INDIAN								
(a)	INDIVIDUAL / HUF	3	33465120	33465120	28.2728	28.2728	0	0.00
(b)	CENTRAL / STATE GOVERNMENT(S)	0	0	0	0.0000	0.0000	0	0.00
(c)	BODIES CORPORATE	3	23624810	23624810	19.9593	19.9593	0	0.00
(d)	FINANCIAL INSTITUTIONS / BANKS	0	0	0	0.0000	0.0000	0	0.00
(e)	ANY OTHERS (Specify)							
(i)	DIRECTORS RELATIVES	1	6670460	6670460	5.6355	5.6355	0	0.00
(ii)	GROUP COMPANIES	0	0	0	0.0000	0.0000	0	0.00
(iii)	TRUSTS	0	0	0	0.0000	0.0000	0	0.00
SUB TOTAL (A)(1) :		7	63760390	63760390	53.8676	53.8676	0	0.00
2. FOREIGN								
(a)	INDIVIDUAL	0	0	0	0.0000	0.0000	0	0.00
(b)	BODIES CORPORATE	1	7955770	7955770	6.7214	6.7214	0	0.00
(c)	INSTITUTIONS	0	0	0	0.0000	0.0000	0	0.00
(d)	QUALIFIED FOREIGN INVESTOR	0	0	0	0.0000	0.0000	0	0.00
(e)	ANY OTHERS (Specify)	0	0	0	0.0000	0.0000	0	0.00
SUB TOTAL (A)(2) :		1	7955770	7955770	6.7214	6.7214	0	0.00
Total holding for promoters (A)=(A)(1) + (A)(2)		8	71716160	71716160	60.5890	60.5890	0	0.00
(B) Public shareholding								
1. INSTITUTIONS								
(a)	MUTUAL FUNDS / UTI	32	8902216	8902216	7.5210	7.5210	0	0.00
(b)	FINANCIAL INSTITUTIONS / BANKS	2	7481	7481	0.0063	0.0063	0	0.00
(c)	CENTRAL / STATE GOVERNMENT(S)	0	0	0	0.0000	0.0000	0	0.00
(d)	VENTURE CAPITAL FUNDS	0	0	0	0.0000	0.0000	0	0.00
(e)	INSURANCE COMPANIES	0	0	0	0.0000	0.0000	0	0.00
(f)	FII'S	35	15017709	15017709	12.6876	12.6876	0	0.00

**Certified True Copy
For, Astral Poly Technik Limited**

(Signature)
Company Secretary




Statement Showing Shareholding Pattern

Table (I)(a)

Category Code	Category of Shareholder	Number of Shareholders	Total Number Of Shares	Number of Shares held in Dematerialised form	Total Shareholding as a percentage of total number of shares		Shares Pledged or otherwise encumbered	
					As a Percentage of (A+B)	As a Percentage of (A+B+C)	Number of shares	As a percentage
(I)	(II)	(III)	(IV)	(V)	(VI)	(VII)	(VIII)	(IX)= (VIII)/(IV) *100
(g)	FOREIGN VENTURE CAPITAL INVESTORS	0	0	0	0.0000	0.0000	0	0.00
(h)	QUALIFIED FOREIGN INVESTOR	0	0	0	0.0000	0.0000	0	0.00
(i)	ANY OTHERS (Specify)	0	0	0	0.0000	0.0000	0	0.00
SUB TOTAL (B)(1) :		69	23927406	23927406	20.2149	20.2149	0	0.00
B 2. Non-institutions								
(a)	BODIES CORPORATE	407	3855505	3855505	3.2573	3.2573	0	0.00
(b)	INDIVIDUAL							
(i)	(CAPITAL UPTO TO Rs. 1 Lakh)	9189	10385763	10358293	8.7743	8.7743	0	0.00
(ii)	(CAPITAL GREATER THAN Rs. 1 Lakh)	18	4979281	4979281	4.2067	4.2067	0	0.00
(c)	QUALIFIED FOREIGN INVESTOR	0	0	0	0.0000	0.0000	0	0.00
(d)	ANY OTHERS (Specify)							
(i)	TRUSTS	1	16162	16162	0.0137	0.0137	0	0.00
(ii)	CLEARING MEMBER	121	64923	64923	0.0548	0.0548	0	0.00
(iii)	DIRECTORS RELATIVES	0	0	0	0.0000	0.0000	0	0.00
(iv)	EMPLOYEE	0	0	0	0.0000	0.0000	0	0.00
(v)	NON RESIDENT INDIANS (NRI)	406	1714459	1714459	1.4485	1.4485	0	0.00
(vi)	OVERSEAS BODIES CORPORATES	3	1705420	1705420	1.4408	1.4408	0	0.00
(vii)	UNCLAIMED SUSPENSE ACCOUNT	0	0	0	0.0000	0.0000	0	0.00
SUB TOTAL (B)(2) :		10145	22721513	22694043	19.1961	19.1961	0	0.00
Total Public Shareholding (B)=(B)(1) + (B)(2)		10214	46648919	46621449	39.4110	39.4110	0	0.00
Total (A) + (B) :		10222	118365079	118337609	100.0000	100.0000	0	0.00
(C) Shares held by Custodians and against which Depository Receipts have been issued								
(i)	Promoter and Promoter Group	0	0	0	0.0000	0.0000	0	0.00
(ii)	Public	0	0	0	0.0000	0.0000	0	0.00
SUB TOTAL (C)(1) :		0	0	0	0.0000	0.0000	0	0.00

Certified True Copy
For, Astral Poly Technik Limited

Company Secretary



Grand Total (A) + (B) + (C) 10222 118365079 118337609 100 100.0000 0 0.00

NOTES :

1) NAME, NUMBER OF SHARES HELD & PERCENTAGE OF ENTITIES / PERSONS HOLDING MORE THAN 1% OF THE TOTAL SHARES OF THE COMPANY IS AS PER ANNEXURE

(I)(b) Statement showing holding of securities (including shares, warrants, convertible securities) of persons belonging to the category "Promoter and Promoter Group"

Sr.No	Name of the Shareholder	Total shares held		Encumbered shares (*)			Details of warrants		Details of convertible securities		Total shares (including underlying shares assuming full conversion of warrants and convertible securities) as a % of diluted share capital
		Number of shares	As a % of grand total (A)+(B)+(C)	Number	As a percentage	As a % of grand total (A)+(B)+(C) of sub-clause (I)(a)	Number of warrants held	As a % total number of warrants of the same class	Number of convertible securities held	As a % total number of convertible securities of the same class	
(I)	(II)	(III)	(IV)	(V)	(VI)=(V)/(III)* 100	(VII)	(VIII)	(IX)	(X)	(XI)	(XII)
1	SANDEEP PRAVINBHAI ENGINEER	23671410	19.9986	0	0.00	0.00	0	0	0	0	0
2	SAUMYA POLYMERS LLP	15758170	13.3132	0	0.00	0.00	0	0	0	0	0
3	JAGRUTI SANDEEP ENGINEER	9143410	7.7248	0	0.00	0.00	0	0	0	0	0
4	SPECIALTY PROCESS LLC.	7955770	6.7214	0	0.00	0.00	0	0	0	0	0
5	HANSA PRAVINBHAI ENGINEER	6670460	5.6355	0	0.00	0.00	0	0	0	0	0
6	SAUMYA POLYMERS LLP	5506380	4.6520	0	0.00	0.00	0	0	0	0	0
7	KAIRAV CHEMICALS LIMITED	2360260	1.9941	0	0.00	0.00	0	0	0	0	0
8	REKHABEN BIPINBHAI MEHTA	650300	0.5494	0	0.00	0.00	0	0	0	0	0
TOTAL :		71716160	60.5890	0	0.00	0.0000	0	0	0	0	0

PRINTED ON: 13/01/2015

PAGE NO: 1

Certified True Copy
For, Astral Poly Technik Limited

Bhaskar
Company Secretary



(l)(c)(i) Statement showing holding of securities (including shares, warrants, convertible securities) of persons belonging to the category "Public" and holding more than 1% of the total number of shares.

Sr.No	Name of the shareholder	Number of shares	Shares as a percentage of total number of shares (i.e., Grand Total (A) +(B)+(C) indicated in Statement at para (l) (a) above)	Details of warrants		Details of convertible securities		Total shares (including underlying shares assuming full conversion of warrants and convertible securities) as a % of diluted share capital
				Number of warrants	As a % total number of warrants of the same class	Number of convertible securities held	% w.r.t. total number of convertible securities of the same class	
1	HSBC BANK (MAURITIUS) LIMITED A/C JWALAMUKHI INV	6692284	5.6539	0	0	0	0	0
2	TREE LINE ASIA MASTER FUND (SINGAPORE) PTE LTD	2630000	2.2219	0	0	0	0	0
3	IDFC PREMIER EQUITY FUND	2242174	1.8943	0	0	0	0	0
4	STEADVIEW CAPITAL MAURITIUS LIMITED	1798598	1.5195	0	0	0	0	0
5	MITEN MEHTA	1253500	1.0590	0	0	0	0	0
6	AXIS MUTUAL FUND TRUSTEE LIMITED A/C AXIS MUTUAL	1250342	1.0563	0	0	0	0	0
7	ABG CAPITAL	1218272	1.0292	0	0	0	0	0
TOTAL :		17085170	14.4343	0	0	0	0	0

Printed Date : 13/01/2015

PAGE NO : 1

(l)(c)(ii) Statement showing holding of securities (including shares, warrants, convertible securities) of persons (together with PAC) belonging to the category "Public" and holding more than 5% of the total number of shares of the company.

SR.NO	Name	Number of shares	Shares	Per	Details of warrants		Details of convertible securities		Total shares (including underlying shares assuming full conversion of warrants and convertible securities) as a % of diluted share capital
					Number of warrants held	As a % total number of warrants of the same class	Number of convertible securities held	% w.r.t. total number of convertible securities of the same class	
1	HSBC BANK (MAURITIUS) LIMITED A/C JWALAMUKHI INVE	6692284	6692284	5.6539	0	0	0	0	0
TOTAL :		6692284	6692284	5.6539	0	0	0	0	0

Printed Date : 13/01/2015

Print Date : 13/01/2015

Page 5 of 6

Certified True Copy
For, Astral Polytechnic Limited

Bhaskar

Company Secretary



(I)(d)

Statement showing details of locked-in shares

AS ON: 31/12/2014

Sr No	Name of the shareholder	Number of locked-in shares	Locked-in shares as a percentage of total number of shares (i.e., Grand Total (A)+(B)+(C) indicated in Statement at para (I)(a) above)	Promoter / Promoter Group / Public
1				
TOTAL:				

(II)(a) Statement showing details of Depository Receipts (DRs)

Sr.No.	Type of Outstanding DR (ADRs,GDRs,SDRs etc.)	No of Outstanding DRs.	No of Shares underlying outstanding DRs.	Shares underlying outstanding DRs as a Percentage of total number of shares (i.e Grand Total (A)+ (B) + (C) Indicated in statement at para(I) (a) above)
1	GDRs			
TOTAL:				

(II) (b) Statement showing holding of Depository Receipts (DRs) , where underlying shares held by 'promoter / promoter group ' are in excess of 1% of the total number of shares.

Sr.No.	Name of the DR Holder	Type of Outstanding DR (ADRs,GDRs,SDRs etc.)	No.of Shares underlying outstanding DRs.	Shares underlying outstanding DRs as a Percentage of total number of shares (i.e Grand Total (A)+(B)+(C) Indicated in statement at Para (I) (a) above).
1				
TOTAL:				

Certified True Copy
For, Astral Pol, ...

Company Secretary

