

# Holding of Specified Securities

## Annexure - I

1. Name of Listed Entity:	ASTRAL POLY TECHNIK LTD RS1
2. Scrip Code/Name of Scrip/Class of Security	532830
3. Share Holding Pattern Filed under: Reg. 31(1)(a)/Reg. 31(1)(b)/Reg. 31(1)(c)	
a. If under 31(1)(b) then indicate the report for Quarter ending	PRE SHARE HOLDING PATTERN
b. If under 31(1)(c) then indicate date of allotment/extinguishment	

4. Declaration: The Listed entity is required to submit the following declaration to the extent of submission of information:-

Particulars	Yes*	No*
1 Whether the Listed Entity has issued any partly paid up shares?		No
2 Whether the Listed Entity has issued any Convertible Securities or Warrants?		No
3 Whether the Listed Entity has any shares against which depository receipts are issued?		No
4 Whether the Listed Entity has any shares in locked-in?	Yes	
5 Whether any shares held by promoters are pledge or otherwise encumbered?		No

\* If the Listed Entity selects the option 'No' for the questions above, the columns for the partly paid up shares, Outstanding Convertible Securities/Warrants, depository receipts, locked-in shares, No of shares pledged or otherwise encumbered by promoters, as applicable, shall not be displayed at the time of dissemination on the Stock Exchange website. Also wherever there is 'No' declared by Listed Entity in above table the values will be considered as 'Zero' by default on submission of the format of holding of specified securities.




Table I - SUMMARY STATEMENT HOLDING OF SPECIFIED SECURITIES

Category of shareholder (i)	No. of Share holders (ii)	No. of fully paid up equity Share held (iv)	No.s of Partly paid-up equity Share held (v)	No. of shares underlying Depository Receipts (vi)	Total nos. shares held (vii) = (iv)+(v)+(vi)	Shareholding as a % of total no. of shares (calculated as per SCRR, 1957) (viii) As a % of (A+B+C2)	Number of Voting Rights securities held in each class of securities (ix)			No. of Shares Underlying Outstanding convertible securities (including Warrants) (x)	Shareholding, as a % assuming full conversion of convertible securities as a % of diluted share capital (xi) = (vii)+(x) As a % of (A+B+C2)	Number of Locked in shares (xii)		Number of Shares pledged or otherwise encumbered (xiii)		Number of equity shares held in dematerialized form (xiv)
							No. of Voting Rights		Total as a % of (A+B+C)			No. (a)	As a % of total shares held (b)	No. (d)	As a % of total shares held (e)	
							Class Equity x	Class Others y								
(A) Promoter & Promoter Group	6	70065860	0	0	70065860	58.4921	0	70065860	58.4921	0	0.0000	0	0.0000	0	70065860	
(B) Public	18078	49721105	0	0	49721105	41.5079	0	49721105	41.5079	1385204	2.7859	1385204	NA	NA	49713505	
(C) Non Promoter-Non Public	0	0	0	0	0	0	0	0	0	0	0.0000	0	0.0000	NA	0	
(C1) Shares underlying DRs	0	0	0	0	0	NA	0	0	0	0	0.0000	0	0.0000	NA	0	
(C2) Shares held by Employee Trusts	0	0	0	0	0	0	0	0	0	0	0.0000	0	0.0000	NA	0	
Total	18084	119786965	0	0	119786965	100.0000	0	119786965	100.0000	1385204	1.1564	1385204	NA	NA	119779365	




Table II - STATEMENT SHOWING SHAREHOLDING PATTERN OF THE PROMOTER AND PROMOTER GROUP

Category & Name of the shareholders (i)	PAN (ii)	No of Share holders (iii)	No of fully paid up equity Shares held (iv)	Partly paid-up equity Share held (v)	No. of shares underlying Depository Receipts (vi)	Total nos. shares held (vii) = (iv)+(v)+(vi)	Shareholding % calculated as per SCRR, 1957 As a % of (A+B+C2) (viii)	Number of Voting Rights held in each class of securities (ix)			No. of Shares Underlying Outstanding convertible securities (including Warrants) (x)	Shareholding, as a % assuming full conversion of convertible securities (as a % of diluted share capital) (X) = (VII) * (X) / (A+B+C2)	Number of Locked in shares (xii)	Number of Shares pledged or otherwise encumbered (xiii)		Number of equity shares held in dematerialized form (xiv)		
								Class Equity	Others	Total				No. (a)	As a % of total shares held (b)		No. (a)	As a % of total shares held (b)
<b>1 Indian</b>																		
<b>(a) Individuals/Hindu undivided Family</b>																		
JAGRUTI SANDEEP ENGINEER	AAAPE5640C	1	9143410	0	0	9143410	7.6331	0	0	0	0	0	0	0	0.0000	9143410		
SANDEEP PRAVINBHAI ENGINEER	AAABPE1175D	1	37842460	0	0	37842460	31.5915	0	0	0	0	0	0	0	0.0000	37842460		
HANSABEN PRAVINBHAI ENGINEER	AAAEPE0297R	1	5780	0	0	5780	0.0048	0	0	0	0	0	0	0	0.0000	5780		
<b>Total</b>		<b>3</b>	<b>46991660</b>	<b>0</b>	<b>0</b>	<b>46991660</b>	<b>39.2294</b>	<b>0</b>	<b>0</b>	<b>0</b>	<b>0</b>	<b>0</b>	<b>0</b>	<b>0</b>	<b>0.0000</b>	<b>46991660</b>		
<b>(b) Central Government/State Government(s)</b>																		
<b>Total</b>		<b>0</b>	<b>0</b>	<b>0</b>	<b>0</b>	<b>0</b>	<b>0.0000</b>	<b>0</b>	<b>0</b>	<b>0</b>	<b>0</b>	<b>0</b>	<b>0</b>	<b>0</b>	<b>0.0000</b>	<b>0</b>		
<b>(c) Financial Institutions/Banks</b>																		
<b>Total</b>		<b>0</b>	<b>0</b>	<b>0</b>	<b>0</b>	<b>0</b>	<b>0.0000</b>	<b>0</b>	<b>0</b>	<b>0</b>	<b>0</b>	<b>0</b>	<b>0</b>	<b>0</b>	<b>0.0000</b>	<b>0</b>		
<b>(d) Any Other (BODIES CORPORATE)</b>																		
KAIRAV CHEMICALS LIMITED	AAACK8018P	1	2360260	0	0	2360260	1.9704	0	0	0	0	0	0	0	0.0000	2360260		
SAUMYA POLYMERS LLP	ACGFS3616J	1	14759170	0	0	14759170	12.3203	0	0	0	0	0	0	0	0.0000	14759170		
<b>Total</b>		<b>2</b>	<b>17118430</b>	<b>0</b>	<b>0</b>	<b>17118430</b>	<b>14.2907</b>	<b>0</b>	<b>0</b>	<b>0</b>	<b>0</b>	<b>0</b>	<b>0</b>	<b>0</b>	<b>0.0000</b>	<b>17118430</b>		
<b>Sub-Total (A)(1)</b>		<b>5</b>	<b>64110090</b>	<b>0</b>	<b>0</b>	<b>64110090</b>	<b>53.5201</b>	<b>0</b>	<b>0</b>	<b>0</b>	<b>0</b>	<b>0</b>	<b>0</b>	<b>0</b>	<b>0.0000</b>	<b>64110090</b>		
<b>2 Foreign</b>																		
<b>(a) Individuals (Non-Resident Individuals/Foreign Individuals)</b>																		
<b>Total</b>		<b>0</b>	<b>0</b>	<b>0</b>	<b>0</b>	<b>0</b>	<b>0.0000</b>	<b>0</b>	<b>0</b>	<b>0</b>	<b>0</b>	<b>0</b>	<b>0</b>	<b>0</b>	<b>0.0000</b>	<b>0</b>		
<b>(b) Government</b>																		
<b>Total</b>		<b>0</b>	<b>0</b>	<b>0</b>	<b>0</b>	<b>0</b>	<b>0.0000</b>	<b>0</b>	<b>0</b>	<b>0</b>	<b>0</b>	<b>0</b>	<b>0</b>	<b>0</b>	<b>0.0000</b>	<b>0</b>		
<b>(c) Institutions</b>																		
<b>Total</b>		<b>0</b>	<b>0</b>	<b>0</b>	<b>0</b>	<b>0</b>	<b>0.0000</b>	<b>0</b>	<b>0</b>	<b>0</b>	<b>0</b>	<b>0</b>	<b>0</b>	<b>0</b>	<b>0.0000</b>	<b>0</b>		
<b>(d) Foreign Portfolio Investor</b>																		
<b>Total</b>		<b>0</b>	<b>0</b>	<b>0</b>	<b>0</b>	<b>0</b>	<b>0.0000</b>	<b>0</b>	<b>0</b>	<b>0</b>	<b>0</b>	<b>0</b>	<b>0</b>	<b>0</b>	<b>0.0000</b>	<b>0</b>		
<b>(e) Any Other (BODIES CORPORATE)</b>																		
SPECIALTY PROCESS LLC.	AAQCS3152E	1	5955770	0	0	5955770	4.9720	0	0	0	0	0	0	0	0.0000	5955770		
<b>Total</b>		<b>1</b>	<b>5955770</b>	<b>0</b>	<b>0</b>	<b>5955770</b>	<b>4.9720</b>	<b>0</b>	<b>0</b>	<b>0</b>	<b>0</b>	<b>0</b>	<b>0</b>	<b>0</b>	<b>0.0000</b>	<b>5955770</b>		
<b>Sub-Total (A)(2)</b>		<b>1</b>	<b>5955770</b>	<b>0</b>	<b>0</b>	<b>5955770</b>	<b>4.9720</b>	<b>0</b>	<b>0</b>	<b>0</b>	<b>0</b>	<b>0</b>	<b>0</b>	<b>0</b>	<b>0.0000</b>	<b>5955770</b>		
<b>Total Shareholding of Promoter and Promoter Group (A) = (A)(1)+(A)(2)</b>		<b>5</b>	<b>70065860</b>	<b>0</b>	<b>0</b>	<b>70065860</b>	<b>58.4921</b>	<b>0</b>	<b>0</b>	<b>0</b>	<b>0</b>	<b>0</b>	<b>0</b>	<b>0</b>	<b>0.0000</b>	<b>70065860</b>		

Note: (1) PAN would not be displayed on website of Stock Exchange(s). (2) The term "Encumbrance" has the same meaning as assigned under regulation 28(3) of SEBI (Substantial Acquisition of Shares and Takeovers) Regulations, 2011.




Table III - STATEMENT SHOWING SHAREHOLDING PATTERN OF THE PUBLIC SHAREHOLDER																			
Category & Name of the shareholders (i)	PAN (ii)	No.s of Share holders (iii)	No. of fully paid up equity Share held (iv)	Partly paid-up equity Share held (v)	No.s of shares underlying Depository Receipts (vi)	Total nos. shares held (vii) = (iv)+(v)+(vi)	Shareholding % calculated as per SCRR, 1957 As a % of (A+B+C2) (viii)	Number of Voting Rights held in each class of securities (ix)			No. of Shares Outstanding convertible securities (including Warrants) (X)	Total Shareholding, assuming full conversion of convertible securities as a percentage of diluted share capital (X)=(vii)+(X) As a % of (xi)	Number of Locked in shares (Xii)		Number of Shares pledged or otherwise encumbered (Xiii)	Number of equity shares held in dematerialized form (Xiv)			
								Class Equity	Class Others	Y			Total	No. (e)			As a % of total shares held (f)	No. (not applicable) (g)	As a % of total shares held (h)
<b>1 Institutions</b>																			
(a) Mutual Funds		12	7808823	0	0	7808823	6.5189	7808823	0	7808823	6.5189	0	0.0000	NA	NA	7808823			
AXIS MUTUAL FUND TRUSTEE LIMITED AC AXIS MUTUAL FUND AC AXIS LONG TERM EQUITY FUND	AACTA5925A	1	3440093	0	0	3440093	2.8718	3440093	0	3440093	2.8718	0	0.0000	NA	NA	3440093			
(b) UTI - EQUITY FUND	AAATU1088L	1	2512405	0	0	2512405	2.0974	2512405	0	2512405	2.0974	0	0.0000	NA	NA	2512405			
(c) Venture Capital Funds		0	0	0	0	0	0.0000	0	0	0	0.0000	0	0.0000	NA	NA	0			
(d) Alternate Investment Funds		3	231394	0	0	231394	0.1932	231394	0	231394	0.1932	0	0.0000	NA	NA	231394			
(e) Foreign Venture Capital Investors		0	0	0	0	0	0.0000	0	0	0	0.0000	0	0.0000	NA	NA	0			
(f) Foreign Portfolio Investors		84	20929203	0	0	20929203	17.4720	20929203	0	20929203	17.4720	0	0.0000	NA	NA	20929203			
(g) ABG CAPITAL	AANCA0263H	1	2073823	0	0	2073823	1.7313	2073823	0	2073823	1.7313	0	0.0000	NA	NA	2073823			
(h) DF INTERNATIONAL PARTNERS	AAFQD274F	1	2745800	0	0	2745800	2.2922	2745800	0	2745800	2.2922	0	0.0000	NA	NA	2745800			
(i) LTR FOCUS FUND	AAACCL4841M	1	1426796	0	0	1426796	1.1911	1426796	0	1426796	1.1911	0	0.0000	NA	NA	1426796			
(j) STEADVIEW CAPITAL MAURITIUS LIMITED	AAQCS253G	1	9573089	0	0	9573089	7.9918	9573089	0	9573089	7.9918	0	0.0000	NA	NA	9573089			
(k) Financial Institutions/Banks		2	11867	0	0	11867	0.0099	11867	0	11867	0.0099	0	0.0000	NA	NA	11867			
(l) Insurance Companies		0	0	0	0	0	0.0000	0	0	0	0.0000	0	0.0000	NA	NA	0			
(m) Provident Funds/ Pension Funds		0	0	0	0	0	0.0000	0	0	0	0.0000	0	0.0000	NA	NA	0			
(n) Any Other(FIS)		15	3561938	0	0	3561938	2.9736	3561938	0	3561938	2.9736	0	0.0000	NA	NA	3561938			
(o) TREE LINE ASIA MASTER FUND (SINGAPORE) PTE LTD	AAACCT7878C	1	2830000	0	0	2830000	2.3625	2830000	0	2830000	2.3625	0	0.0000	NA	NA	2830000			
<b>SUB TOTAL (B)(1)</b>		<b>116</b>	<b>32543225</b>	<b>0</b>	<b>0</b>	<b>32543225</b>	<b>27.1676</b>	<b>32543225</b>	<b>0</b>	<b>32543225</b>	<b>27.1676</b>	<b>0</b>	<b>0.0000</b>	<b>NA</b>	<b>NA</b>	<b>32543225</b>			
<b>2 Central / State government(s)</b>																			
(a) Central Government/ State Government(s)/President of India		0	0	0	0	0	0.0000	0	0	0	0.0000	0	0.0000	NA	NA	0			
<b>SUB TOTAL (B)(2)</b>		<b>0</b>	<b>0</b>	<b>0</b>	<b>0</b>	<b>0</b>	<b>0.0000</b>	<b>0</b>	<b>0</b>	<b>0</b>	<b>0.0000</b>	<b>0</b>	<b>0.0000</b>	<b>NA</b>	<b>NA</b>	<b>0</b>			
<b>3 Non-institutions</b>																			
(a.1) Individuals - i. Individual shareholders holding nominal share capital up to Rs. 2 lakhs.		16616	9839056	0	0	9839056	8.2138	9839056	0	9839056	8.2138	0	0.0000	NA	NA	9831456			
(a.2) INDIVIDUAL - ii. Individual shareholders holding nominal share capital in excess of Rs. 2 lakhs.		6	3684577	0	0	3684577	3.0759	3684577	0	3684577	3.0759	0	0.0000	NA	NA	3684577			
(b) MITEN MEHTA	AALPM1271E	1	1200000	0	0	1200000	1.0018	1200000	0	1200000	1.0018	0	0.0000	NA	NA	1200000			
(c) VIJAY SURESH PARIKH	AGUPP2299L	1	1400433	0	0	1400433	1.1691	1400433	0	1400433	1.1691	0	0.0000	NA	NA	1400433			
(d) NBFCs registered with RBI		1	100	0	0	100	0.0001	100	0	100	0.0001	0	0.0000	NA	NA	100			
(e) Employee Trusts		0	0	0	0	0	0.0000	0	0	0	0.0000	0	0.0000	NA	NA	0			
(f) Overseas Depositories (holding DRs) (balancing figure)		0	0	0	0	0	0.0000	0	0	0	0.0000	0	0.0000	NA	NA	0			
(g) Any Other(BODIES CORPORATE)		399	2937380	0	0	2937380	2.4522	2937380	0	2937380	2.4522	0	0.0000	NA	NA	2937380			
(h) Any Other(CLEARING MEMBER)		61	27201	0	0	27201	0.0227	27201	0	27201	0.0227	0	0.0000	NA	NA	27201			
(i) Any Other(IEPF)		1	1680	0	0	1680	0.0014	1680	0	1680	0.0014	0	0.0000	NA	NA	1680			
(j) Any Other(NON RESIDENT INDIANS (NON REPAT))		254	194058	0	0	194058	0.1620	194058	0	194058	0.1620	0	0.0000	NA	NA	194058			
(k) Any Other(NON RESIDENT INDIANS (REPAT))		621	493333	0	0	493333	0.4118	493333	0	493333	0.4118	0	0.0000	NA	NA	493333			
(l) Any Other(TRUSTS)		3	495	0	0	495	0.0004	495	0	495	0.0004	0	0.0000	NA	NA	495			
<b>SUB TOTAL (B)(3)</b>		<b>17962</b>	<b>17177880</b>	<b>0</b>	<b>0</b>	<b>17177880</b>	<b>14.3404</b>	<b>17177880</b>	<b>0</b>	<b>17177880</b>	<b>14.3404</b>	<b>0</b>	<b>0.0000</b>	<b>NA</b>	<b>NA</b>	<b>17170280</b>			
<b>Total Public Shareholding (B) = (B)(1)+(B)(2)+(B)(3)</b>		<b>18078</b>	<b>49721105</b>	<b>0</b>	<b>0</b>	<b>49721105</b>	<b>41.5079</b>	<b>49721105</b>	<b>0</b>	<b>49721105</b>	<b>41.5079</b>	<b>0</b>	<b>0.0000</b>	<b>NA</b>	<b>NA</b>	<b>49713505</b>			


Details of the shareholders holding their Shareholding (No. and %): 0

Details of Shares which remain unclaimed may be given near along with details such as number of shareholders, outstanding shares held in demat/unclaimed suspense account, voting rights which are frozen etc.

Note:

(1) PAN would not be displayed on website of Stock Exchange(s).

(2) The above format needs to be disclosed along with the name of following persons: Institutions/Non Institutions holding more than 1% of total number of shares.




68

Table IV - STATEMENT SHOWING SHAREHOLDING PATTERN OF THE NON PROMOTER - NON PUBLIC SHAREHOLDER

Category & Name of the shareholders (i)	PAN (ii)	No. of Share holders (iii)	No. of fully paid up equity Share held (iv)	Partly paid-up equity Share held (v)	No.s of underlying Depository Receipts (vi)	Total no. shares held (vii) = (iv)+(v)+(vi)	Shareholding % calculated as per SCRR,1957 As a % of (A+B+C2) (viii)	Number of Voting Rights held in each class of securities (ix)			No. of Shares Underlying Outstanding convertible securities (including Warrants) (x)	Total Shareholding, as a % assuming full conversion of convertible securities as a % of diluted share capital (xi) = (vii)+(x) As a % of (A+B+C2)	Number of Locked in shares (xii)		Number of Shares pledged or otherwise encumbered (xiii)		Number of equity shares held in dematerialized form (xiv)
								Class Equity x	Class Others y	Total			No. (a)	As a % of total shares held (b)	No. (Not applicable) (a)	As a % of total shares held (Not applicable)	
1 Custodian/DR Holder			0	0	0	0	0.0000	0	0	0	0.0000	0	0	0	0	0	0
Total Non Promoter- Non Public Shareholding (C)=(1)+(C)(2)			0	0	0	0	0.0000	0	0	0	0.0000	0	0	0	0	0	0

Note

- (1) PAN would not be displayed on website of Stock Exchange(s).
- (2) The above format needs to disclose name of all holders holding more than 1% of total number of shares.
- (3) W.r.t. the information pertaining to Depository Receipts, the same may be disclosed in the respective columns to the extent information available.



**Holding of Specified Securities****Annexure - I**

1. Name of Listed Entity:	ASTRAL POLY TECHNIK LTD RS1
2. Scrip Code/Name of Scrip/Class of Security	532830
3. Share Holding Pattern Filed under: Reg. 31(1)(a)/Reg. 31(1)(b)/Reg. 31(1)(c)	
a. If under 31(1)(b) then indicate the report for Quarter ending	POST SHARE HOLDING PATTERN
b. If under 31(1)(c) then indicate date of allotment/extinguishment	
4. Declaration: The Listed entity is required to submit the following declaration to the extent of submission of information:-	

	Particulars	Yes*	No*
1	Whether the Listed Entity has issued any partly paid up shares?		No
2	Whether the Listed Entity has issued any Convertible Securities or Warrants?		No
3	Whether the Listed Entity has any shares against which depository receipts are issued?		No
4	Whether the Listed Entity has any shares in locked-in?	Yes	
5	Whether any shares held by promoters are pledge or otherwise encumbered?		No

\* If the Listed Entity selects the option 'No' for the questions above, the columns for the partly paid up shares, Outstanding Convertible Securities/Warrants, depository receipts, locked-in shares, No of shares pledged or otherwise encumbered by promoters, as applicable, shall not be displayed at the time of dissemination on the Stock Exchange website. Also wherever there is 'No' declared by Listed Entity in above table the values will be considered as 'Zero' by default on submission of the format of holding of specified securities.




Table I - SUMMARY STATEMENT HOLDING OF SPECIFIED SECURITIES


Category (i)	Category of shareholder (ii)	No. of Share holders (iii)	No. of fully paid up equity Share held (iv)	No.s of Partly paid-up equity Share held (v)	No. of shares underlying Depository Receipts (vi)	Total nos. shares held (vii) = (iv)+(v)+(vi)	Shareholding as a % of total no. of shares (calculated as per SCRR-1957) (viii) As a % of (A+B+C2)	Number of Voting Rights securities held in each class of securities (ix)			Total as a % of (A+B+C)	No. of Underlying Outstanding convertible securities (including Warrants) (x)	Shareholding, as a % assuming full conversion of convertible securities as a % of diluted share capital (xi) = (vii)+(x) As a % of (A+B+C2)	Number of Locked in shares (xii)		Number of Shares pledged or otherwise encumbered (xiii)		Number of equity shares held in dematerialized form (xiv)
								No of Voting Rights		Total				No. (a)	As a % of total shares held (b)	No. (a)	As a % of total shares held (b)	
								Class Equity x	Class Others y									
(A)	Promoter & Promoter Group	6	70065860	0	0	70065860	58.1410	0	70065860	58.1410	0	58.1410	0	0.0000	0	0.0000	70065860	
(B)	Public	18080	50444305	0	0	50444305	41.8590	0	50444305	41.8590	0	41.8590	1385204	2.7460	NA	NA	50436705	
(C)	Non Promoter-Non Public	0	0	0	0	0	0	0	0	0	0	0	0	0.0000	0	0.0000	0	
(C-1)	Shares underlying DRs	0	0	0	0	0	NA	0	0	0	0	0	0	0.0000	0	0.0000	0	
(C-2)	Shares held by Employee Trusts	0	0	0	0	0	0	0	0	0	0	0	0	0.0000	0	0.0000	0	
	Total	18086	120510165	0	0	120510165	100.0000	0	120510165	100.0000	0	100.0000	1385204	1.1494	0	1.1494	120502565	



Table II - STATEMENT SHOWING SHAREHOLDING PATTERN OF THE PROMOTER AND PROMOTER GROUP

Category & Name of the shareholders (i)	PAN (ii)	No of Share holders (iii)	No of fully paid up equity Shares held (iv)	Partly paid-up equity Shares held (v)	No. of shares underlying Depository Receipts (vi)	Total nos. shares held (vii) = (iv)+(v)+(vi)	Shareholding % calculated as per SCRR, 1957 As a % of (A+B+C2) (viii)	Number of Voting Rights held in each class of securities (ix)			No. of Shares Underlying Outstanding convertible securities (including Warrants) (x)	Shareholding, as a % assuming full conversion of convertible securities as a % of diluted share capital (xi) = (vii)/(x) As a % of (A+B+C2)	Number of Locked in shares (xii)		Number of Shares pledged or otherwise encumbered (xiii)		Number of equity shares held in dematerialized form (xiv)
								No. of Voting Rights as a % of (A+B+C)					No. (a)	As a % of total shares held (b)	No. (a)	As a % of total shares held (b)	
								Class Equity	Class Others	Total							
<b>1 Indian.</b>																	
<b>(a) Individuals/Hindu undivided Family</b>																	
JAGRUTI SANDEEP ENGINEER	AAAPES640C	1	9143410	0	0	9143410	7.5873	0	0	0	9143410	7.5873	0	0.0000	0	0.0000	9143410
SANDEEP PRAVINBHAI ENGINEER	AAABPE175D	1	37842460	0	0	37842460	31.4019	0	0	0	37842460	31.4019	0	0.0000	0	0.0000	37842460
HANSABEN PRAVINBHAI ENGINEER	AAPEED297R	1	5790	0	0	5790	0.0048	0	0	0	5790	0.0048	0	0.0000	0	0.0000	5790
<b>Total</b>		<b>3</b>	<b>46991660</b>	<b>0</b>	<b>0</b>	<b>46991660</b>	<b>38.9939</b>	<b>0</b>	<b>0</b>	<b>0</b>	<b>46991660</b>	<b>38.9939</b>	<b>0</b>	<b>0.0000</b>	<b>0</b>	<b>0.0000</b>	<b>46991660</b>
<b>(b) Central Government/State Government(s)</b>																	
<b>Total</b>		<b>0</b>	<b>0</b>	<b>0</b>	<b>0</b>	<b>0</b>	<b>0.0000</b>	<b>0</b>	<b>0</b>	<b>0</b>	<b>0.0000</b>	<b>0.0000</b>	<b>0</b>	<b>0.0000</b>	<b>0</b>	<b>0.0000</b>	<b>0</b>
<b>(c) Financial Institutions/Banks</b>																	
<b>Total</b>		<b>0</b>	<b>0</b>	<b>0</b>	<b>0</b>	<b>0</b>	<b>0.0000</b>	<b>0</b>	<b>0</b>	<b>0</b>	<b>0.0000</b>	<b>0.0000</b>	<b>0</b>	<b>0.0000</b>	<b>0</b>	<b>0.0000</b>	<b>0</b>
<b>(d) Any Other (BODIES CORPORATE)</b>																	
KAIRAV CHEMICALS LIMITED	AAACK8018P	1	2360260	0	0	2360260	1.9586	0	0	0	2360260	1.9586	0	0.0000	0	0.0000	2360260
SAUMYA POLYMERS LLP	ACGF3616J	1	14758170	0	0	14758170	12.2464	0	0	0	14758170	12.2464	0	0.0000	0	0.0000	14758170
<b>Total</b>		<b>2</b>	<b>17118430</b>	<b>0</b>	<b>0</b>	<b>17118430</b>	<b>14.2050</b>	<b>0</b>	<b>0</b>	<b>0</b>	<b>17118430</b>	<b>14.2050</b>	<b>0</b>	<b>0.0000</b>	<b>0</b>	<b>0.0000</b>	<b>17118430</b>
<b>Sub-Total (A)(1)</b>		<b>5</b>	<b>64110090</b>	<b>0</b>	<b>0</b>	<b>64110090</b>	<b>53.1989</b>	<b>0</b>	<b>0</b>	<b>0</b>	<b>64110090</b>	<b>53.1989</b>	<b>0</b>	<b>0.0000</b>	<b>0</b>	<b>0.0000</b>	<b>64110090</b>
<b>2 Foreign</b>																	
<b>(a) Individuals/Non-Resident Individuals/Foreign Individuals</b>																	
<b>Total</b>		<b>0</b>	<b>0</b>	<b>0</b>	<b>0</b>	<b>0</b>	<b>0.0000</b>	<b>0</b>	<b>0</b>	<b>0</b>	<b>0.0000</b>	<b>0.0000</b>	<b>0</b>	<b>0.0000</b>	<b>0</b>	<b>0.0000</b>	<b>0</b>
<b>(b) Government</b>																	
<b>Total</b>		<b>0</b>	<b>0</b>	<b>0</b>	<b>0</b>	<b>0</b>	<b>0.0000</b>	<b>0</b>	<b>0</b>	<b>0</b>	<b>0.0000</b>	<b>0.0000</b>	<b>0</b>	<b>0.0000</b>	<b>0</b>	<b>0.0000</b>	<b>0</b>
<b>(c) Institutions</b>																	
<b>Total</b>		<b>0</b>	<b>0</b>	<b>0</b>	<b>0</b>	<b>0</b>	<b>0.0000</b>	<b>0</b>	<b>0</b>	<b>0</b>	<b>0.0000</b>	<b>0.0000</b>	<b>0</b>	<b>0.0000</b>	<b>0</b>	<b>0.0000</b>	<b>0</b>
<b>(d) Foreign Portfolio Investor</b>																	
<b>Total</b>		<b>0</b>	<b>0</b>	<b>0</b>	<b>0</b>	<b>0</b>	<b>0.0000</b>	<b>0</b>	<b>0</b>	<b>0</b>	<b>0.0000</b>	<b>0.0000</b>	<b>0</b>	<b>0.0000</b>	<b>0</b>	<b>0.0000</b>	<b>0</b>
<b>(e) Any Other (BODIES CORPORATE)</b>																	
SPECIALTY PROCESS LLC.	AAQCS3152E	1	5955770	0	0	5955770	4.9421	0	0	0	5955770	4.9421	0	0.0000	0	0.0000	5955770
<b>Total</b>		<b>1</b>	<b>5955770</b>	<b>0</b>	<b>0</b>	<b>5955770</b>	<b>4.9421</b>	<b>0</b>	<b>0</b>	<b>0</b>	<b>5955770</b>	<b>4.9421</b>	<b>0</b>	<b>0.0000</b>	<b>0</b>	<b>0.0000</b>	<b>5955770</b>
<b>Sub-Total (A)(2)</b>		<b>1</b>	<b>5955770</b>	<b>0</b>	<b>0</b>	<b>5955770</b>	<b>4.9421</b>	<b>0</b>	<b>0</b>	<b>0</b>	<b>5955770</b>	<b>4.9421</b>	<b>0</b>	<b>0.0000</b>	<b>0</b>	<b>0.0000</b>	<b>5955770</b>
<b>Total Shareholding of Promoter and Promoter Group (A) = (A)(1)+(A)(2)</b>		<b>6</b>	<b>70065860</b>	<b>0</b>	<b>0</b>	<b>70065860</b>	<b>58.1410</b>	<b>0</b>	<b>0</b>	<b>0</b>	<b>70065860</b>	<b>58.1410</b>	<b>0</b>	<b>0.0000</b>	<b>0</b>	<b>0.0000</b>	<b>70065860</b>

Note: (1) PAN would not be displayed on website of Stock Exchange(s). (2) The term "Encumbrance" has the same meaning as assigned under regulation 28(3) of SEBI (Substantial Acquisition of Shares and Takeovers) Regulations, 2011.



70




Table III - STATEMENT SHOWING SHAREHOLDING PATTERN OF THE PUBLIC SHAREHOLDER

Category & Name of the shareholders (f)	PAN (g)	Nos. of Share holders (h)	No. of fully paid up equity Share held (iv)	Partly paid-up equity Share held (v)	Nos. of shares underlying Depository Receipts (vi)	Total nos. shares held (vii) = (iv)+(v)+(vi)	Shareholding % as per SCRR, 1957 As a % of (A+B+C2) (viii)	Number of Voting Rights held in each class of securities (ix)			No. of Shares Underlying Outstanding convertible securities (including Warrants) (x)	Total Shareholding, assuming full conversion of convertible securities as a percentage of diluted share capital (X) = (vii)+(x) As a % of	Number of Locked in shares (xi)		Number of Shares pledged or otherwise encumbered (xii)		Number of equity shares held in dematerialized form (xiv)
								Class Equity x	Class Others y	Total			No. (e)	As a % of total shares held (b)	No. (Not applicable) (e)	As a % of total shares held (b)	
<b>1 Institutions</b>																	
(a) Mutual Funds		12	7808823	0	0	7808823	6.4798	7808823	0	7808823	6.4798	0	0.0000	NA	NA	7808823	
AXIS MUTUAL FUND TRUSTEE LIMITED A/C AXIS MUTUAL FUND A/C AXIS LONG TERM EQUITY FUND	AACTA5925A	1	3440093	0	0	3440093	2.8546	3440093	0	3440093	2.8546	0	0.0000	NA	NA	3440093	
(b) Venture Capital Funds		1	2512405	0	0	2512405	2.0848	2512405	0	2512405	2.0848	0	0.0000	NA	NA	2512405	
UTI - EQUITY FUND	AAATU1088L	0	0	0	0	0	0.0000	0	0	0	0.0000	0	0.0000	NA	NA	0	
(c) Alternate Investment Funds		3	231394	0	0	231394	0.1920	231394	0	231394	0.1920	0	0.0000	NA	NA	231394	
(d) Foreign Venture Capital Investors		0	0	0	0	0	0.0000	0	0	0	0.0000	0	0.0000	NA	NA	0	
(e) Foreign Portfolio Investors		84	20929203	0	0	20929203	17.3672	20929203	0	20929203	17.3672	0	0.0000	NA	NA	20929203	
ABG CAPITAL	AANCA0263H	1	2073823	0	0	2073823	1.7209	2073823	0	2073823	1.7209	0	0.0000	NA	NA	2073823	
DF INTERNATIONAL PARTNERS	AAFCDD274F	1	2745800	0	0	2745800	2.2785	2745800	0	2745800	2.2785	0	0.0000	NA	NA	2745800	
LTR FOCUS FUND	AAQCL4841M	1	1426796	0	0	1426796	1.1840	1426796	0	1426796	1.1840	0	0.0000	NA	NA	1426796	
STEADVIEW CAPITAL MAURITIUS LIMITED	AAQCS1259G	1	9573089	0	0	9573089	7.9438	9573089	0	9573089	7.9438	0	0.0000	NA	NA	9573089	
(f) Financial Institution/Banks		2	11867	0	0	11867	0.0098	11867	0	11867	0.0098	0	0.0000	NA	NA	11867	
(g) Insurance Companies		0	0	0	0	0	0.0000	0	0	0	0.0000	0	0.0000	NA	NA	0	
(h) Provident Funds/ Pension Funds		0	0	0	0	0	0.0000	0	0	0	0.0000	0	0.0000	NA	NA	0	
(i) Any Other(FIFS)		15	3561938	0	0	3561938	2.9557	3561938	0	3561938	2.9557	0	0.0000	NA	NA	3561938	
TREE LINE ASIA MASTER FUND (SINGAPORE) PTE LTD	AAACCT7878C	1	2830000	0	0	2830000	2.3483	2830000	0	2830000	2.3483	0	0.0000	NA	NA	2830000	
<b>SUB TOTAL (B)(1)</b>		<b>116</b>	<b>32543225</b>	<b>0</b>	<b>0</b>	<b>32543225</b>	<b>27.0045</b>	<b>32543225</b>	<b>0</b>	<b>32543225</b>	<b>27.0045</b>	<b>0</b>	<b>0.0000</b>	<b>NA</b>	<b>NA</b>	<b>32543225</b>	
<b>2 Central / State government(s)</b>		<b>0</b>	<b>0</b>	<b>0</b>	<b>0</b>	<b>0</b>	<b>0.0000</b>	<b>0</b>	<b>0</b>	<b>0</b>	<b>0.0000</b>	<b>0</b>	<b>0.0000</b>	<b>NA</b>	<b>NA</b>	<b>0</b>	
(a) Central Government/ State Government(s)/President of India		<b>0</b>	<b>0</b>	<b>0</b>	<b>0</b>	<b>0</b>	<b>0.0000</b>	<b>0</b>	<b>0</b>	<b>0</b>	<b>0.0000</b>	<b>0</b>	<b>0.0000</b>	<b>NA</b>	<b>NA</b>	<b>0</b>	
<b>SUB TOTAL (B)(2)</b>		<b>0</b>	<b>0</b>	<b>0</b>	<b>0</b>	<b>0</b>	<b>0.0000</b>	<b>0</b>	<b>0</b>	<b>0</b>	<b>0.0000</b>	<b>0</b>	<b>0.0000</b>	<b>NA</b>	<b>NA</b>	<b>0</b>	
<b>3 Non-Institutions</b>																	
(a.1) Individuals - I. Individual shareholders holding nominal share capital up to Rs. 2 lakhs.		16617	9905504	0	0	9905504	8.2196	9905504	0	9905504	8.2196	0	0.0000	NA	NA	9897904	
(a.2) INDIVIDUAL - II. Individual shareholders holding nominal share capital in excess of Rs. 2 lakhs.		7	4341329	0	0	4341329	3.6025	4341329	0	4341329	3.6025	1385204	31.9074	NA	NA	4341329	
(e) Any Other(FIEFP)		1	1200000	0	0	1200000	0.9958	1200000	0	1200000	0.9958	0	0.0000	NA	NA	1200000	
VJAY SURESH PARIKH	AAALPM127IE	1	1400433	0	0	1400433	1.1621	1400433	0	1400433	1.1621	1385204	98.9126	NA	NA	1400433	
(b) NBFCs registered with RBI		1	100	0	0	100	0.0001	100	0	100	0.0001	0	0.0000	NA	NA	100	
(c) Employee Trusts		0	0	0	0	0	0.0000	0	0	0	0.0000	0	0.0000	NA	NA	0	
(d) Overseas Depositories (holding DRs) (balancing figure)		0	0	0	0	0	0.0000	0	0	0	0.0000	0	0.0000	NA	NA	0	
(e) Any Other(BODIES CORPORATE)		399	2937380	0	0	2937380	2.4375	2937380	0	2937380	2.4375	0	0.0000	NA	NA	2937380	
(e) Any Other(CLEARING MEMBER)		61	27201	0	0	27201	0.0226	27201	0	27201	0.0226	0	0.0000	NA	NA	27201	
(e) Any Other(FIEFP)		1	1680	0	0	1680	0.0014	1680	0	1680	0.0014	0	0.0000	NA	NA	1680	
(e) Any Other(NON RESIDENT INDIANS (NON REPAT))		254	194058	0	0	194058	0.1610	194058	0	194058	0.1610	0	0.0000	NA	NA	194058	
(e) Any Other(NON RESIDENT INDIANS (REPAT))		621	493333	0	0	493333	0.4094	493333	0	493333	0.4094	0	0.0000	NA	NA	493333	
(e) Any Other(TRUSTS)		3	495	0	0	495	0.0004	495	0	495	0.0004	0	0.0000	NA	NA	495	
<b>SUB TOTAL (B)(3)</b>		<b>17864</b>	<b>17901080</b>	<b>0</b>	<b>0</b>	<b>17901080</b>	<b>14.8544</b>	<b>17901080</b>	<b>0</b>	<b>17901080</b>	<b>14.8544</b>	<b>1385204</b>	<b>7.7381</b>	<b>NA</b>	<b>NA</b>	<b>17893480</b>	
Total Public Shareholding (B) = (B)(1)+(B)(2)+(B)(3)		<b>18080</b>	<b>50444305</b>	<b>0</b>	<b>0</b>	<b>50444305</b>	<b>41.8590</b>	<b>50444305</b>	<b>0</b>	<b>50444305</b>	<b>41.8590</b>	<b>1385204</b>	<b>2.7460</b>	<b>NA</b>	<b>NA</b>	<b>50436705</b>	

Details of the shareholders acting as persons in Concert including their Shareholding (No. and %): 0

Details of Shares which remain unclaimed may be given hear along with details such as number of shareholders, outstanding shares held in demat/unclaimed suspense account, voting rights which are frozen etc.

Note: (1) PAN would not be displayed on website of Stock Exchange(s). (2) The above format needs to be disclosed along with the name of following persons: Institutions/Non Institutions holding more than 1% of total number of shares.




73

Table IV - STATEMENT SHOWING SHAREHOLDING PATTERN OF THE NON PROMOTER - NON PUBLIC SHAREHOLDER

Category & Name of the shareholders (i)	PAN (ii)	No. of Share holders (iii)	No. of fully paid up equity Share held (iv)	Partly paid-up equity Share held (v)	No.s of shares underlying Depository Receipts (vi)	Total no. shares held (vii) = (iv)+(v)+(vi)	Shareholding % calculated as per SCRR, 1957 As a % of (A+B+C2) (viii)	Number of Voting Rights held in each class of securities (ix)			Total Shareholding, as a % assuming full conversion of convertible securities as a % of diluted share capital (X) = (vii) * (X) As a % of (A+B+C2)	Number of Locked In shares (xii)		Number of Shares pledged or otherwise encumbered (xiii)		Number of equity shares held dematerialized form (xiv)
								Class Equity x	Class Others y	Total		No. (a)	As a % of total shares held (b)	No. (Not applicable) (c)	As a % of total shares held (Not applicable)	
1 Custodian/DR Holder			0	0	0	0	0.0000	0	0	0	0	0	0	0	0	0
Total Non Promoter- Non Public Shareholding (C)=(1)+(C)(2)			0	0	0	0	0.0000	0	0	0	0	0	0	0	0	0

Note

- (1) PAN would not be displayed on website of Stock Exchange(s).
- (2) The above format needs to disclose name of all holders holding more than 1% of total number of shares.
- (3) W.r.t. the information pertaining to Depository Receipts, the same may be disclosed in the respective columns to the extent information available.





## REX POLYEXTRUSION PVT. LTD.



### Pre and Post Shareholding Pattern of Transferor Company

#### Rex Polyextrusion Private Limited

Particulars	Pre (Rex Polyextrusion Pvt Ltd)		Post (Rex Polyextrusion Pvt Ltd)	
	No. of Shares	% of holding	No. of Shares	% of holding
Promoter	912	95.50%	-	-
Public (Excluding QIBs)	-	-	-	-
QIBs	-	-	-	-
Non-promoter Non-Public	43	4.50%	-	-
Total	955	100%	-	-
No of shareholders	3		-	

