

**WITH SPECIAL YELLOW RING.  
YAH! HAI 100% LEAKPROOF  
DRAINAGE KA KING.**



**For Residential & Commercial Applications**  
ASTRAL DRAIN MASTER - PUSH FIT SYSTEM



Presenting ASTRAL<sup>®</sup> Drain Master pushfit system. In this unique system, pipe and fittings are joined together by simple pushing the spigot into socket end. The spigot end is held firmly and tightly in the socket by reinforced pre-fitted yellow rubber ring provided in the groove. Thus it ensures leak-proof joints which can withstand high pressure and it also prevent choking. The system thus does not require to thread or to pest. The yellow co-molded rubber ring enables the joints to withstand high pressure and also compensates for the

thermal expansion and contraction. Since the joints are not fixed by the usage of solvent cements, it can be reopened later for the purpose of realignment or adjustment of pipes / fittings. ASTRAL<sup>®</sup> Drain Master pipes and fittings are manufactured from virgin raw material and they are tested for correct thickness and dimensional accuracy, randomly and batch wise in our most modern quality assurance laboratory.

**AVAILABLE SIZE : 75mm, 110mm & 160mm**




## SYSTEM BENEFITS :



**High pressure  
bearing capacity**




**No threading  
no solvent Cement**



**Saves labour  
and time**



**100%  
Leak Proof**



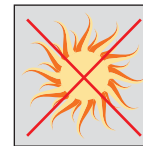
**Dimensional  
Accuracy**



**International  
Appearance**



**High flow rates  
No choking**




**UV  
Protected**

## JOINING PROCEDURE :

### 1. CUT PIPE :

Cut pipe square. As joints are sealed at the base of the fitting socket. An angled cut may result in joint failure.



### 2. REMOVE BURR AND BEVEL :

Remove all burr from inside and outside of pipe with a knife-edge file, or deburring tool. Chamfer (bevel) the end of the pipe 10° -15°.



Remove surface dirt, grease, or moisture with a clean dry cloth.

### 3. INSERT PIPE :

Insert the pipe in to the socket without the seal ring and mark along the pipe, when it is fully inserted.



### 4. APPLY LUBRICANT :

Apply lubricant to the chamfered end of the pipe and on rubber ring up to the mark made on spigot or to the socket end of the fitting.



### 5. JOIN PIPE AND FITTINGS :

Push the pipe firmly into the socket till the gap between the mark on the spigot and the socket. Allow 10mm space for thermal expansion.



## ASTRAL LUBRICANT :

Always use only Astral rubber lubricant for leak proof joints.



## AREA OF APPLICATIONS :

Astral Drain Master Type A pipes are recommended for use in ventilation and rain water applications. While Type B pipes are recommended for soil and waste discharge applications.



ASTRAL POLY TECHNIK LIMITED



### REGISTERED & CORPORATE OFFICE:

207/1, Astral House, B/h. Rajpath Club,  
Off. S.G. Highway, Ahmedabad-380 059,  
Gujarat, India.

Phone : +91 79 6621 2000

Fax : +91 79 6621 2121

E-mail : info@astralpipes.com

Website : www.astralpipes.com

### BRANCH OFFICES:

**Bengaluru** : Telefax : (080) 2661 7236

**Chennai** : Phone : (044) 4350 6384

**Hyderabad** : Telefax : (040) 2790 0023

**Jaipur** : Phone : (0141) 2974 322

**Kochi** : Phone : (0484) 3328 156

**Lucknow** : Phone : (0522) 2728 844

**Mumbai** : Phone : (022) 2838 9744

**New Delhi** : Phone : (011) 2616 8156

**Pune** : Phone : (020) 6521 4455

E-mail : bengaluru@astralpipes.com

E-mail : chennai@astralpipes.com

E-mail : hyderabad@astralpipes.com

E-mail : jaipur@astralpipes.com

E-mail : kochi@astralpipes.com

E-mail : lucknow@astralpipes.com

E-mail : mumbai@astralpipes.com

E-mail : delhi@astralpipes.com

E-mail : pune@astralpipes.com

Follow us on :



Authorised Distributor :

