


Name of the Company : ASTRAL POLY TECHNIK LTD			
Script Code, Name of the scrip, class of security : (BSE - 532830); (NSE : ASTRAL)			
Quarter ended : 30/06/2015			
Partly paid-up shares :-			
Held by promoter/ promoter	No. of partly paid-up shares	As a % of total no. of partly paid-	As a % of total no. of shares of the company
Held by public	0	0.00	0.00
<b>Total (D)</b>	<b>0</b>	<b>0.00</b>	<b>0.00</b>
Outstanding convertible securities	No. of outstanding securities	As a % of total no. of outstanding convertible	As a % of total no. of shares of the company, assuming full conversion of
Held by promoter/ promoter	0	0.00	0.00
Held by public	0	0.00	0.00
<b>Total (E)</b>	<b>0</b>	<b>0.00</b>	<b>0.00</b>
Warrants	No. of Warrants	As a % of total no. of Warrants	As a % of total no. of shares of the company, assuming full conversion of
Held by promoter/ promoter	0	0.00	0.00
Held by public	0	0.00	0.00
<b>Total (F)</b>	<b>0</b>	<b>0.00</b>	<b>0.00</b>
<b>Total paid-up capital of the company, assuming full conversion of warrants convertible securities Total (A+B+C)+ D+E+F)</b>	<b>118365079</b>		<b>100.00</b>



Statement Showing Shareholding Pattern  
Table I(a)

Category Code	Category of Shareholder	No. of Shareholders	Total Number of Shares	Number of Shares held in Dematerialised form	Total Shareholding as a percentage of total number of shares	Shares Pledged or otherwise encumbered	As a Percentage of (IX)= (VIII)/(IV)*100
(I)	(II)	(III)	(IV)	(V)	As a Percentage of (A+B) (VI)	No. Of Shares (VII)	(IX)= (VIII)/(IV)*100
<b>(A) Shareholding of Promoter and Promoter Group</b>							
<b>1. INDIAN</b>							
(a)	INDIVIDUAL / HUF	3	39485280	39485280	33.3589	33.3589	0.00
(b)	CENTRAL / STATE GOVERNMENT(S)	0	0	0	0.0000	0.0000	0.00
(c)	BODIES CORPORATE	3	23624810	23624810	19.9593	19.9593	0.00
(d)	FINANCIAL INSTITUTIONS / BANKS	0	0	0	0.0000	0.0000	0.00
(e)	ANY OTHERS (Specify)						
(iii)	TRUSTS	0	0	0	0.0000	0.0000	0.00
SUB TOTAL (A)(1)		6	63110090	63110090	53.3182	53.3182	0.00
<b>2. FOREIGN</b>							
(a)	INDIVIDUAL	0	0	0	0.0000	0.0000	0.00
(b)	BODIES CORPORATE	1	7955770	7955770	6.7214	6.7214	0.00
(c)	INSTITUTIONS	0	0	0	0.0000	0.0000	0.00
(d)	QUALIFIED FOREIGN INVESTOR	0	0	0	0.0000	0.0000	0.00
(e)	ANY OTHERS (Specify)						
SUB TOTAL (A)(2)		1	7955770	7955770	6.7214	6.7214	0.00
Total holding for Promoters and Promoter group	(A)=(A)(1) + (A)(2)	7	71065860	71065860	60.0395	60.0395	0.00






<b>(B) Public shareholding</b>									
<b>1. INSTITUTIONS</b>									
(a)	MUTUAL FUNDS / UTI	34	7653241	7653241	7653241	6.4658	6.4658	0	0.00
(b)	FINANCIAL INSTITUTIONS / BANKS	2	2982	2982	2982	0.0025	0.0025	0	0.00
(c)	CENTRAL / STATE GOVERNMENT(S)	0	0	0	0	0.0000	0.0000	0	0.00
(d)	VENTURE CAPITAL FUNDS	0	0	0	0	0.0000	0.0000	0	0.00
(e)	INSURANCE COMPANIES	0	0	0	0	0.0000	0.0000	0	0.00
(f)	FII'S	44	15171737	15171737	15171737	12.8177	12.8177	0	0.00
(g)	FOREIGN VENTURE CAPITAL INVESTORS	0	0	0	0	0.0000	0.0000	0	0.00
(h)	QUALIFIED FOREIGN INVESTOR	0	0	0	0	0.0000	0.0000	0	0.00
(i)	ANY OTHERS (Specify)	0	0	0	0	0.0000	0.0000	0	0.00
(B)(1)	<b>SUB TOTAL</b>	<b>80</b>	<b>22827960</b>	<b>22827960</b>	<b>22827960</b>	<b>19.2861</b>	<b>19.2861</b>	<b>0</b>	<b>0.00</b>
<b>B 2. Non-institutions</b>									
(a)	BODIES CORPORATE	434	2630625	2630625	2630625	2.2225	2.2225	0	0.00
(b)	INDIVIDUAL								
(i)	(CAPITAL UPTO TO Rs. 1 Lakh)	10918	10451471	10432231	10432231	8.8299	8.8299	0	0.00
(ii)	(CAPITAL GREATER THAN Rs. 1 Lakh)	15	4271494	4271494	4271494	3.6087	3.6087	0	0.00
(c)	QUALIFIED FOREIGN INVESTOR	0	0	0	0	0.0000	0.0000	0	0.00
(d)	ANY OTHERS (Specify)								
(i)	TRUSTS	1	1345	1345	1345	0.0011	0.0011	0	0.00
(ii)	CLEARING MEMBER	94	82422	82422	82422	0.0696	0.0696	0	0.00
(iii)	NON RESIDENT INDIANS (NRI)	559	1686026	1686026	1686026	1.4244	1.4244	0	0.00
(iv)	OVERSEAS BODIES CORPORATES	5	5347376	5347376	5347376	4.5177	4.5177	0	0.00
(vi)	ESCROW ACCOUNT	1	500	500	500	0.0004	0.0004	0	0.00
(B)(2)	<b>SUB TOTAL</b>	<b>1207</b>	<b>24471259</b>	<b>24452019</b>	<b>24452019</b>	<b>20.6744</b>	<b>20.6744</b>	<b>0</b>	<b>0.00</b>
	<b>Total Public Shareholding</b>	<b>12107</b>	<b>47299219</b>	<b>47279979</b>	<b>47279979</b>	<b>39.9605</b>	<b>39.9605</b>	<b>0</b>	<b>0.00</b>
	<b>Total (A) + (B) :</b>	<b>12114</b>	<b>118365079</b>	<b>118345839</b>	<b>118345839</b>	<b>100.0000</b>	<b>100.0000</b>	<b>0</b>	<b>0.00</b>




(l)(b) Statement showing holding of securities (including shares, warrants, convertible securities) of persons belonging to the category " PROMOTERS AND PROMOTER GROUP "

Sr.No	Name of the Shareholder	Details of shares held		Encumbered shares (*)			Details		As a % total number of convertible securities of the same class	As a % total number of convertible securities of the same class	Total shares (including underlying shares assuming full conversion of warrants and convertible securities) as a % of diluted share capital
		Number of shares held	As a % of grand total (A)+(B)+(C)	No.	As a percentage	As a % of grand total (A)+(B)+(C) of sub-clause (l)(a)	Number of warrants held	Number of convertible securities held			
(I)	(II)	(III)	(IV)	(V)	(VI)=(V)/(III) *	(VII)	(VIII)	(IX)	(X)	(XI)	(XII)
1	SANDEEP PRAVINBHAI ENGINEER	23671410	20.00	0	100	0.00	0.00				
2	SAUMYA POLYMERS LLP	15758170	13.31	0	0.00	0.00	0.00				
3	JAGRUTI SANDEEP ENGINEER	9143410	7.72	0	0.00	0.00	0.00				
4	SPECIALTY PROCESS LLC.	7955770	6.72	0	0.00	0.00	0.00				
5	HANSA PRAVINBHAI ENGINEER	6670460	5.64	0	0.00	0.00	0.00				
6	SAUMYA POLYMERS LLP	5506380	4.65	0	0.00	0.00	0.00				
7	KAIRAV CHEMICALS LIMITED	2360260	1.99	0	0.00	0.00	0.00				
	TOTAL :	71065860	60.0395	0		0.0000					



(i)(c)(i) Statement showing holding of securities (including shares, warrants, convertible securities) of persons belonging to the category "Public" and holding more than 1% of the total number of shares.

SR.NO	Name of the shareholder	Number of shares held	Shares as a percentage of total number of shares {i.e., Grand Total(A)+(B)+(C) indicated in Statement at para (i)(a) above}	Details of warrants		Details of		Total shares (including underlying shares assuming full conversion of warrants and convertible securities) as a % of diluted share capital
				Number of warrants held	As a % total number of warrants of the same class	Number of convertible securities held	% w.r.t. total number of convertible securities of the same class	
1	HSBC BANK (MAURITIUS) LIMITED A/C JWALAMUKHI INVESTMENT HOLDINGS	4263924	3.6023	0	0	0	0	0
2	DF INTERNATIONAL PARTNERS	3105800	2.6239	0	0	0	0	0
3	TREE LINE ASIA MASTER FUND (SINGAPORE) PTE LTD	2630000	2.2219	0	0	0	0	0
4	STEADVIEW CAPITAL MAURITIUS LIMITED	2293359	1.9375	0	0	0	0	0
5	ABG CAPITAL	1514177	1.2792	0	0	0	0	0
6	AXIS MUTUAL FUND TRUSTEE LIMITED A/C AXIS MUTUAL FUND A/C AXIS LONG TERM EQUITY FUND	1340342	1.1324	0	0	0	0	0
7	LTR FOCUS FUND	1233304	1.0419	0	0	0	0	0
8	MITEN MEHTA	1200000	1.0138	0	0	0	0	0
	TOTAL :	17580906	14.8531	0	0	0	0	0





(1)(c)(ii)	Statement showing holding of securities (including shares, warrants, convertible securities) of persons (together with PAC) belonging to the category "Public" and holding more than 5% of the total number of shares of the company						
SR.NO	Name of the shareholder	Number of shares	Shares as a percentage of total number of shares {i.e., Grand Total (A)+(B)+(C) indicated in Statement at para (1)(a) above}	Details of warrants	Details of convertible securities	Total shares (including underlying shares assuming full conversion of warrants and convertible securities) as a % of diluted share capital	
				Number of warrants held	As a % total number of warrants of the same class	Number of convertible securities held	% w.r.t. total number of convertible securities of the same class
	Nil	0.00	0.0000	0	0	0	0
TOTAL				0	0	0	0
L:							

Statement Showing "LOCKED - IN - SHARES "			
SR NO	NAME	Category	Shares
1	NIL		Per
TOTAL:			





(II) (a) Statement Showing Details of Depository Receipts (DRs)

Unit :	ASTRAL POLY TECHNIK LTD RS1	No of Outstanding DRs.	No of Shares underlying outstanding DRs.	Shares underlying outstanding DRs as a Percentage of total number of shares (i.e Total (A)+ (B) + (C) Indicated in statement at para(f) (a) above)
Sr.No.	Type of Outstanding DR (ADRs,GDRs,SDRs etc.)			
1	GDRs			
		Nil		
		TOTAL :		



(II) (b) Statement showing Holding of Depository Receipts (DRs) where underlying shares are in excess of 1% of the total number of shares.

Sr.No.	Type of Outstanding DR (ADRs, GDRs, SDRs etc.)	No. of Shares underlying outstanding DRs.	Shares underlying outstanding DRs. as a Percentage of total number of shares (i.e Total (A)+(B)+(C) Indicated in Statement at Para (I) (a) above)
TOTAL :	1 Nil		

